

# LUNA III™

Automated Cell Counter

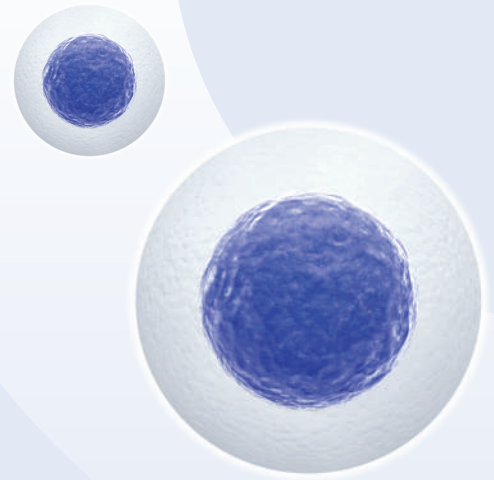
Better Counts for Better Science

Accuracy | Convenience | Time & Cost Saving



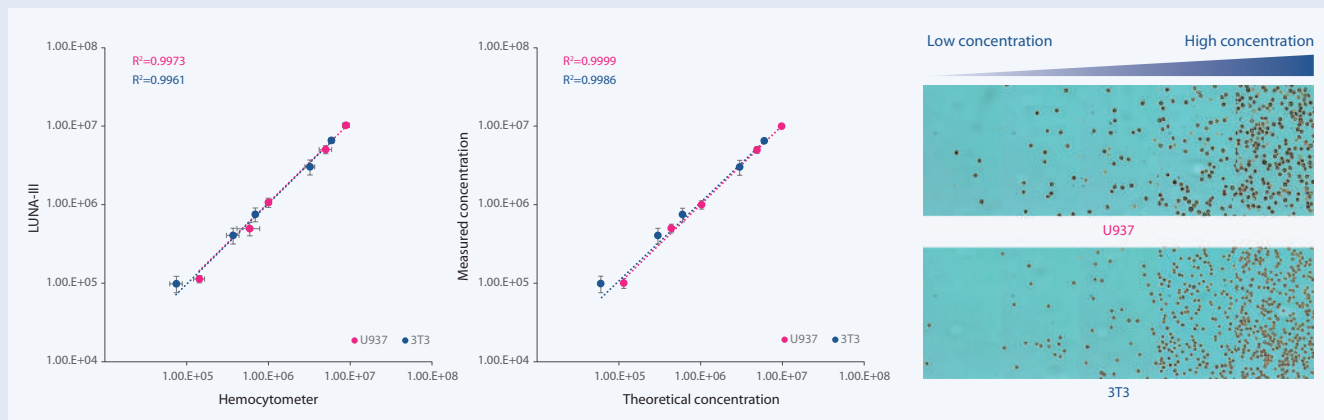
# LUNA-III™ Automated Cell Counter

Introducing the LUNA-III™ Automated Cell Counter, the ultimate in cell counting technology, designed to enhance your lab's productivity and precision. Building on the proven success of the LUNA-II™, the LUNA-III™ Automated Cell Counter offers an array of advanced features:



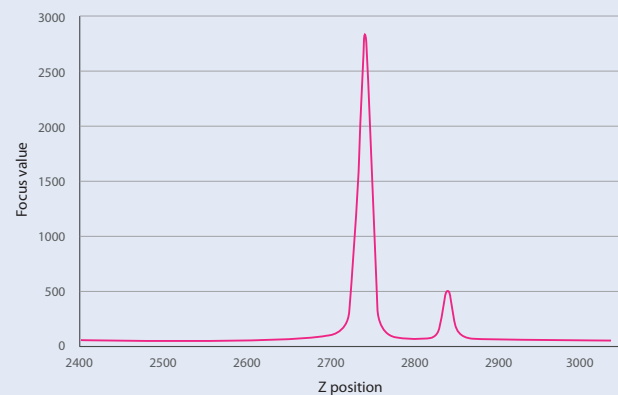
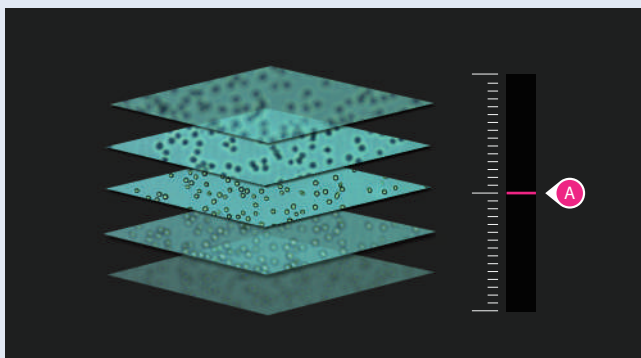
## Machine Learning Optimized for Excellence

Designed for optimal performance in diverse laboratory environments, the LUNA-III™ Automated Cell Counter addresses the common limitations of dedicated brightfield cell counters. Standard brightfield-only models typically use less sophisticated cell recognition algorithms that struggle to accurately identify diverse cell morphologies or assess cell viability. The LUNA-III™ Automated Cell Counter incorporates machine learning trained algorithms first introduced in our most advanced model, the LUNA-FX7™. Improved cell recognition enables the LUNA-III™ Automated Cell Counter to more effectively identify a wide range of cell types and accurately identify single cells in aggregated samples.



## Advanced Autofocus Technology

The LUNA-III™ Automated Cell Counter features a fast and accurate autofocus, a critical factor in achieving precise results with automated cell counters. A poorly focused image leads to inaccurate cell recognition, affecting cell viability and size measurements. The LUNA-III™ Automated Cell Counter utilizes the highly effective autofocusing mechanisms and algorithms utilized in the award-winning LUNA-FX7™. The LUNA-III™ Automated Cell Counter's advanced autofocus technology yields more accurate and reliable counting results enabling better decisions about downstream applications and protocols.





## Re-Analysis for Optimal Accuracy

Delivering accurate results across diverse cell morphologies is crucial for automated cell counters. While many offer user-defined protocols for precision, the LUNA™ series stands out with its ability to re-analyze saved counts using different protocols. The LUNA-III™ Automated Cell Counter's reanalysis feature allows users to optimize results by re-analyzing stored images, eliminating the need for additional sample preparation.



## Seamless and Flexible Data Management

The LUNA-III™ offers 10 GB of internal storage and enhanced data management through USB and network connections. The front USB port supports various storage devices, while internal storage data can be accessed anytime via the lab's network, enabling easy file transfer to computers.



## Eco-Friendly Reusable Slide Option

Reduce lab waste with the LUNA-III™ Automated Cell Counter and its reusable quartz glass slides. These durable, precisely engineered slides are designed for long-term use, promoting environmental sustainability within the LUNA™ family of cell counters.

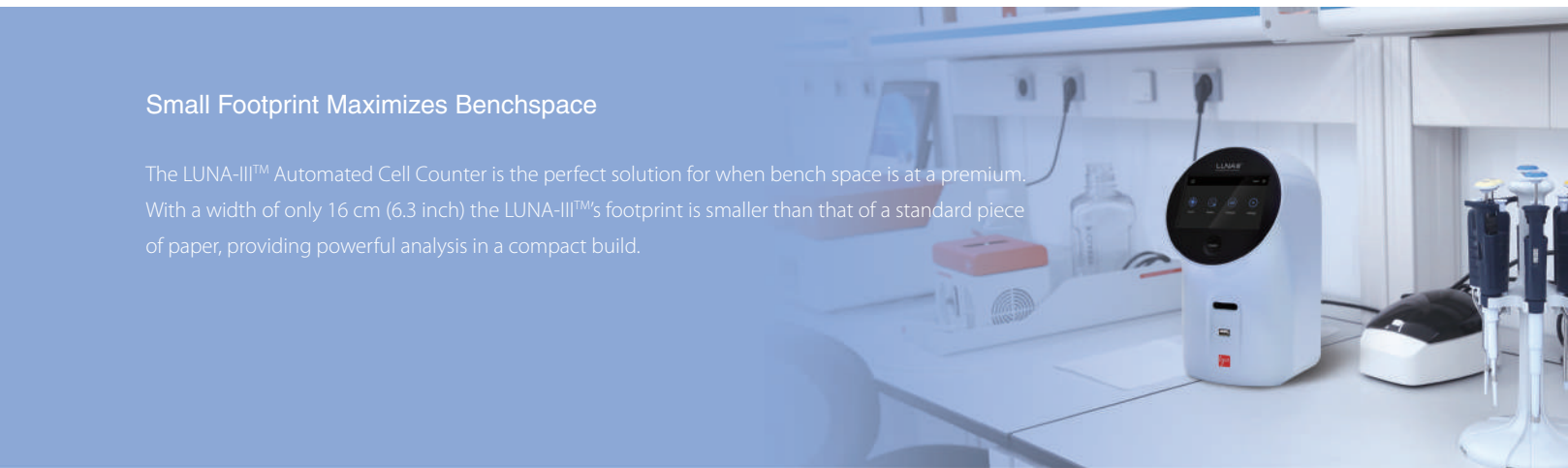


## Increased Safety with Erythrosin B

Trypan blue, a standard dye for cell viability assays, is carcinogenic and toxic. Erythrosin B offers a safer alternative, effectively staining non-viable cells without these risks. The LUNA-III™ Automated Cell Counter is optimized for both Trypan Blue and Erythrosin B, ensuring safe and accurate cell counts.

## Small Footprint Maximizes Benchspace

The LUNA-III™ Automated Cell Counter is the perfect solution for when bench space is at a premium. With a width of only 16 cm (6.3 inch) the LUNA-III™'s footprint is smaller than that of a standard piece of paper, providing powerful analysis in a compact build.



## Ordering Information

Cat #	Product	Quantity
L60001	LUNA-III™ Automated Cell Counter	1 unit
L60002	LUNA-III™ Automated Cell Counter, Sustainable Package	1 unit
L12001	LUNA™ Cell Counting Slides, 50 Slides	1 box
L12002	LUNA™ Cell Counting Slides, 500 Slides	10 boxes
L12003	LUNA™ Cell Counting Slides, 1,000 Slides	20 boxes
L12011	LUNA™ Reusable Slide	1 unit
L12012	LUNA™ Reusable Slides (2 pack)	2 units
L12014	LUNA™ Reusable Slide Coverslips	10 units
T13001	Trypan Blue Stain, 0.4%	2 x 1 mL
T13011	Trypan Blue Stain, 0.4%, Sterile-filtered	2 x 1 mL
L13002	Erythrosin B Stain	2 x 1 mL
B13001	LUNA™ Standard Beads	2 x 1 mL
P17001	LUNA™ Printer II	1 unit
U10005	USB Drive, 16 GB	1 unit
L72041	Cell Counter Validation Slide-BF II	1 unit
L64003	LUNA-III™ IQ/OQ Protocol	1 copy

## Specifications

Cell Size Range	3~60 µm (optimal: 8~30 µm)
Cell Concentration Range	5x10 <sup>4</sup> ~1x10 <sup>7</sup> cells/mL
Cell Viability Range	0~100 %
Optics	Brightfield
Focusing	Manual focus, Autofocus
Cell Counting Time	Approx. 10 s (Manual focusing) Approx. 15 s (Autofocusing)
Sample Volume	10 µL
Analysis Volume	0.5 µL (equivalent to 5 large squares of the hemocytometer)
Display	5.0" TFT LCD touch screen (800 x 480)
Network	Ethernet
Data Storage	10 GB internal storage or external storage via USB port
Image Resolution	5 MP
Image Type	TIF, annotated TIF
Report	PDF, CSV format
Dimensions (W x D x H)	16 x 18 x 28 cm (6.3 x 7.0 x 11.0 in)
Weight	1.8 kg (4.0 lb) without the AC adaptor
Operating Power	100~240 VAC, 1.2A
Frequency	50/60 Hz
Electronic Input	12 VDC, 3.3 A

### HEADQUARTERS

FL 3  
28 Simindaero 327beon-gil, Dongan-gu  
Anyang-si, Gyeonggi-do 14055  
South Korea  
Email: info@logosbio.com  
Tel: +82 (31) 478-4185  
Fax: +82 (31) 360-4277

### USA

7700 Little River Turnpike STE 207  
Annandale, VA 22003  
USA  
Email: info-usa@logosbio.com  
Tel: +1 (703) 622-4660, +1 (703) 942-8867  
Fax: +1 (571) 266-3925

### EUROPE

1 allée Lavoisier  
59650 Villeneuve d'Ascq  
France  
Email: info-france@logosbio.com  
Tel: +33 (0)3 74 09 44 35  
Fax: +33 (0)3 59 35 01 98

Your distributor:



Arnhemseweg 87 | 3832 GK Leusden | The Netherlands  
westburg.eu | info@westburg.eu | +31(0)33 495 00 94